

# Log Periodic Antennas 200MHz - 1GHz

UPA6108 / 6109

● **Conventional UHF broadband test antenna**

The UPA 6108 and UPA 6109, suitable for CISPR/EN, FCC, MIL-STD testing, are small yet rugged antennas covering the frequency range 200MHz - 1GHz (UPA 6109), and 300MHz - 1GHz (UPA 6108).

Manufactured from aluminium and acetyl-copolymer, these linearly polarised antennas are both robust and lightweight making them suitable for internal applications where space may be limited and external applications in most environments.


An N female RF connector at the end of a 400mm stainless steel tube allows the antenna to be rotated through 90° with no physical displacement thus minimising the effect of the RF feed cable on the antenna calibration factor.

The UPA 6108 and UPA 6109 are ideal for both emission and immunity/susceptibility testing with their high input power handling capability of up to 300 Watts CW.

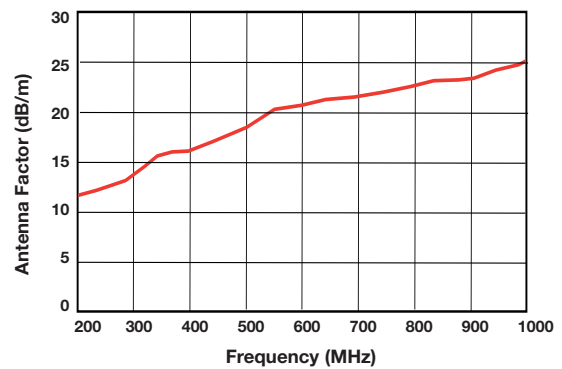
**Options**

UKAS Calibration

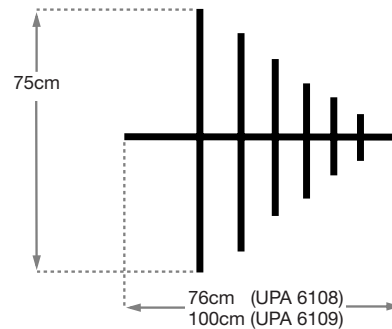
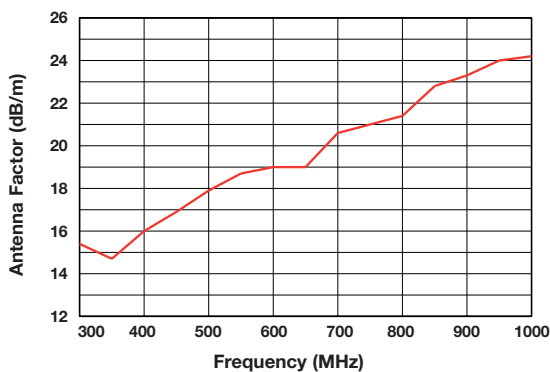
**UKAS Calibration Option**



**Typical Antenna Factor UPA 6109**



**Typical Antenna Factor UPA 6108**



Technical Specifications	UPA 6108	UPA 6109	UPA 6108	UPA 6109
Frequency range	300MHz -1GHz	200MHz -1GHz	<2:1	<2:1
Impedance	50Ω Nominal	50Ω Nominal	Size L x W cm	100 x 75
Gain (over half wave tuned dipole)	4dB Typical	4dB Typical	Weight	1.5kg
Connector	N Female	N Female	Transmit power (CW) (Max)	300 Watts
				300 Watts